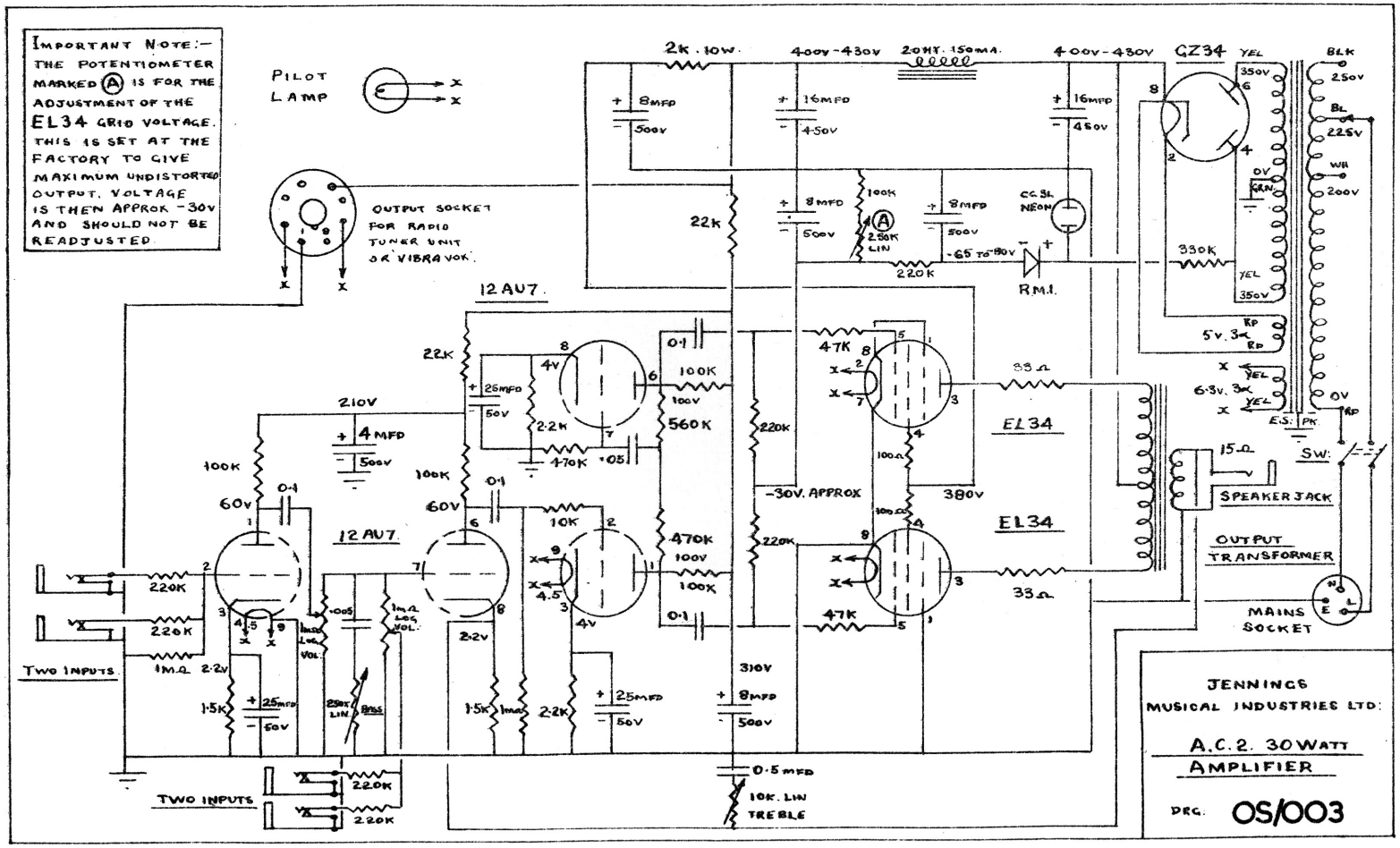
IMPORTANT NOTE:— THE POTENTIOMETER MARKED (A) IS FOR THE ADJUSTMENT OF THE EL34 GRID VOLTAGE. THIS IS SET AT THE FACTORY TO GIVE MAXIMUM UNDISTORTED OUTPUT. VOLTAGE IS THEN APPROX -30V AND SHOULD NOT BE READJUSTED.
PILOT LAMP
OUTPUT SOCKET FOR RADIO TUNER UNIT OR VIBRAVOX.
12AU7.
12AU7.
EL34
EL34
GZ34
2K. 10W.
400V-430V
20HY. 150mA.
400V-430V
8MFD 500V
16MFD 450V
16MFD 450V
8MFD 500V
8MFD 500V
100K
2.50K LIN
220K
-65 TO -80V
R.M.I.
C.G.S.L. NEON
22K
330K
5V. 3A
6.3V. 3A
0V
E.S.
PK
SW:
15Ω
SPEAKER JACK
OUTPUT TRANSFORMER
MAINS SOCKET
33Ω
33Ω
380V
-30V. APPROX
310V
0.5MFD
10K. LIN TREBLE
210V
4MFD 500V
100K
60V
0.1
220K
220K
1MΩ
2.2V
1.5K
25MFD 50V
25K LIN BASS
1MΩ LOG VOL.
.005
1MΩ LOG VOL.
22K
25MFD 50V
4V
2.2K
470K
.05
100K
100V
560K
220K
10K
470K
100V
100K
4.5
4V
2.2K
25MFD 50V
47K
47K
100Ω
100Ω
TWO INPUTS
TWO INPUTS
220K
220K
JENNINGS MUSICAL INDUSTRIES LTD.
A.C.2. 30 WATT AMPLIFIER
DRG. OS/003

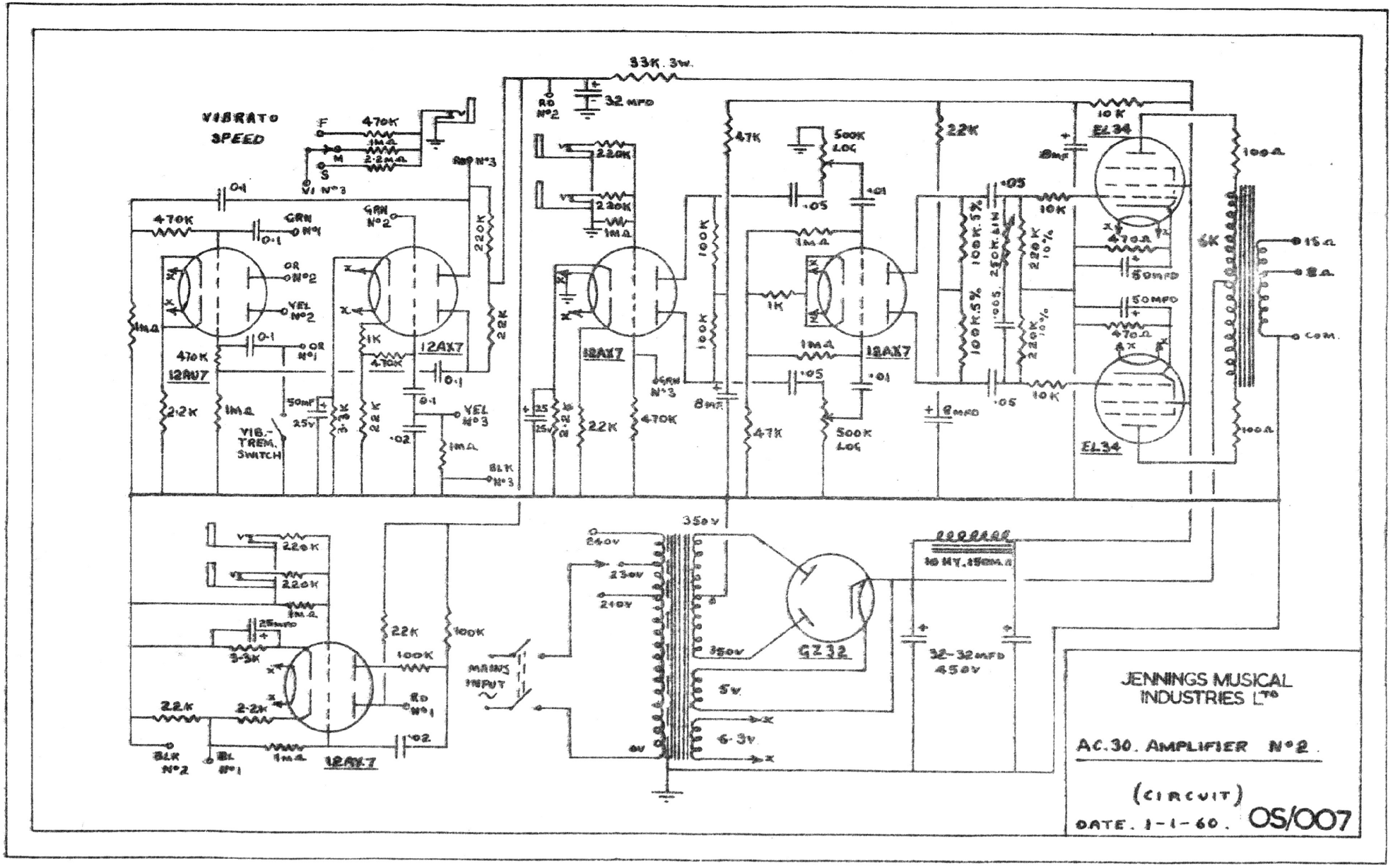
VIBRATO SPEED
F
M
S
470K
1MΩ
2·2MΩ
VI N°3
RD N°3
·01
470K
GRN N°1
·01
GRN N°2
220K
OR N°2
VEL N°2
OR N°1
1MΩ
470K
12AU7
2·2K
1MΩ
VIB.-TREM. SWITCH
50mF 25V
1K
470K
12AX7
·01
VEL N°3
·02
1MΩ
BLK N°3
220K
220K
1MΩ
RD N°2
32 MFD
33K. 3W.
100K
100K
12AX7
GRN N°3
25 25V
22K
470K
8mF
47K
500K LOG
·05
·01
1MΩ
1K
1MΩ
12AX7
·05
·01
500K LOG
47K
22K
8mFD
·05
100K.5%
250K.LIN
·005
220K 10%
220K 10%
·05
10K
10K
10K
EL34
470Ω
50mFD
50mFD
470Ω
EL34
100Ω
5K
15Ω
8Ω
COM.
100Ω
220K
220K
1MΩ
25mFD
3·3K
22K
2·2K
1MΩ
12AX7
22K
100K
100K
RD N°1
·02
BLK N°2
BL N°1
MAINS INPUT
240V
230V
210V
0V
350V
350V
5V
6·3V
GZ32
10 HY. 150mA
32-32mFD 450V
JENNINGS MUSICAL INDUSTRIES LTD
AC.30. AMPLIFIER N°2.
(CIRCUIT)
DATE. 1-1-60.
OS/007

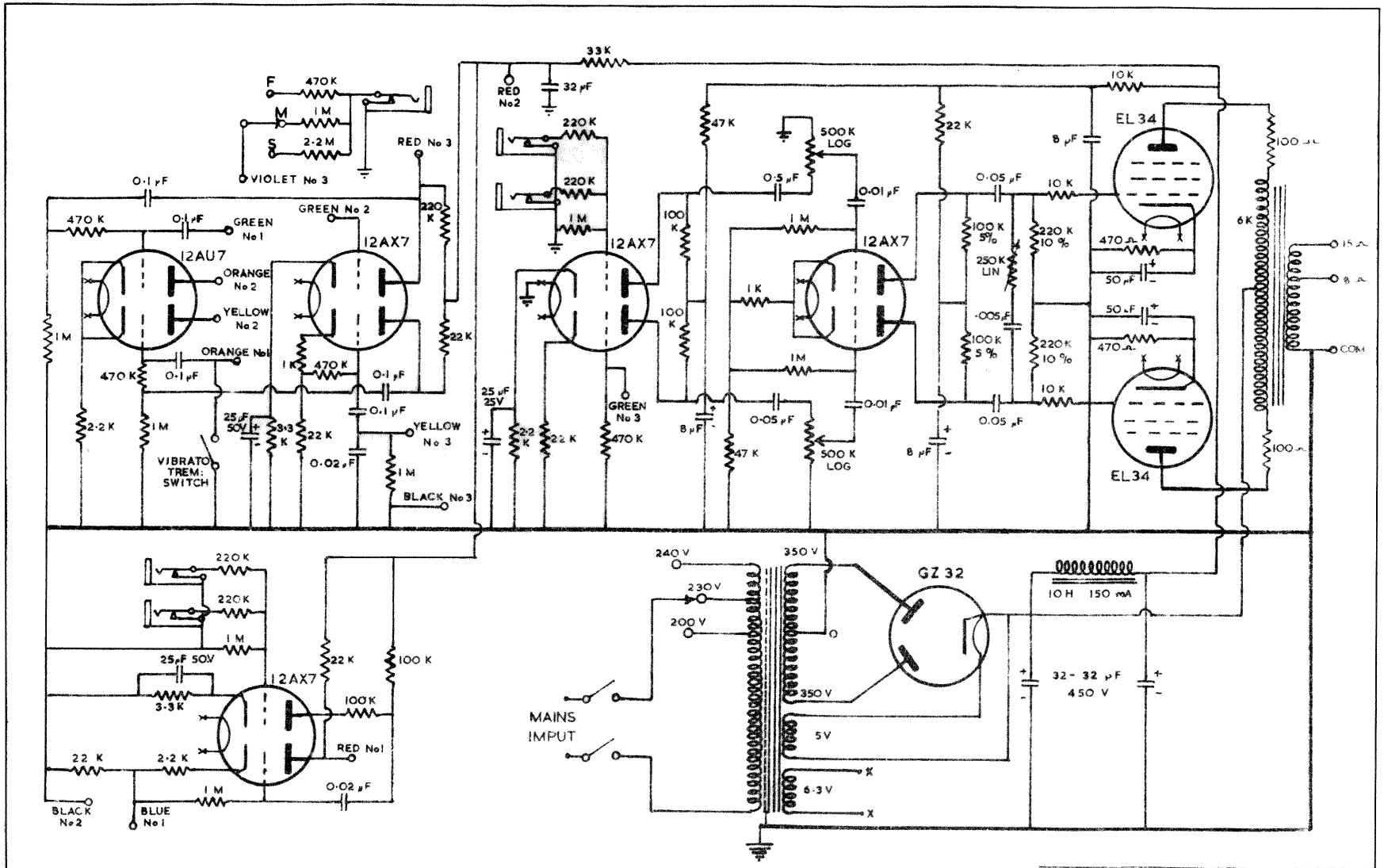

JENNINGS MUSICAL INDUSTRIES LTD

AC 30
AMPLIFIER

DRAWN. 1.3.60.
TRACED. 26 7.63.

OA/030